

Music Blizzard Bags

Name: _____

Grade Kindergarten

Day 1 Assignment:

Parents,

For this assignment, you will need to go to our school website and click on the tab at the top that says *students*. Next click on *Brain Pop Jr*. After that, you will need to log into Brain Pop Jr. The username is the word *whippets*, and the password is the word *fast*. Once you are logged in, type the word *music* into the search tab. You will see a new screen and on that screen, click on the box that says *pitch, tone, and beat*. Please have your child watch the video. When they are finished watching, they are finished. There are many fun music activities to do on brain pop jr., if you would like to try them them out! :)

Grade Kindergarten

Day 2 Assignment:

Parents,

Please show your child the following video link <https://www.youtube.com/watch?v=0VqTwnAuHws>. See if they recognize the song and discuss the video with them. When they finish, they can complete the following coloring page while listening to their favorite music. If they do not have favorites, they do enjoy the piano guys songs, and there are many to choose from on youtube. I would like them to turn in their coloring page during their next music class and include their name on the paper.



Music Blizzard Bags

Name: _____

Grade Kindergarten

Day 3 Assignment:

Parents,

Please complete the following pages entitled "Keep the Beat" along with your child. This is a super quick activity to review and reinforce our recent work on the difference between steady beat and rhythm. When they are completed, please print them out and sign them, or write a note on a blank piece of paper stating that your child completed this activity with an adult.

Name _____

Date _____

I-1

























Keep the Beat

1. Chant this rhyme. Clap the beat as you chant.



Mary had a little lamb,
 Little lamb, little lamb,
 Mary had a little lamb,
 Its fleece was white as snow.

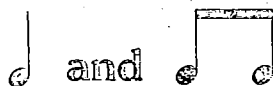
2. Chant this rhyme. To keep the beat, clap once for each square.



 Twin - kle,	 twin - kle,	 lit - tle	 star,
 How I	 won - der	 what you	 are!
 Up a-	 bove the	 world so	 high,
 Like a	 dia - mond	 in the	 sky,
 Twin - kle,	 twin - kle,	 lit - tle	 star,
 How I	 won - der	 what you	 are!




Name _____



Date _____

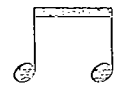
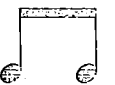
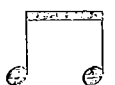







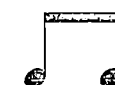













I-4





Each big star  is now a quarter note .

Each pair of small stars   is now a pair of eighth notes .

1. Chant these words and clap the rhythm. Follow the 's and the 's above the words.

 Twin - kle,	 twin - kle,	 lit - tle	 star,
 How I	 won - der	 what you	 are!
 Up a-	 bove the	 world so	 high,
 Like a	 dia - mond	 in the	 sky,
 Twin - kle,	 twin - kle,	 lit - tle	 star,
 How I	 won - der	 what you	 are!

2. Clap and chant the rhythm syllables. Say "ta" for every . Say "ti-ti" for every pair of 's.